



Carnegie Mellon University

Master of
Software Engineering

2022 MSE Programs Career Outcomes Report

Disclosure

The data may be affected by the following factors:

- Current disruptions in the US jobmarket
- Incomplete information provided by the respondents

MSE

Class of 2022

Class Statistics

- 20 students: 17 responded (85%)
- 88% placement for those who responded so far.
- 10 students accepted senior positions (50% of total)

Companies just to name a few

- Duolingo
- Zillow
- Troutwood (3)
- Bloomberg
- TikTok (2)
- Google



duolingo



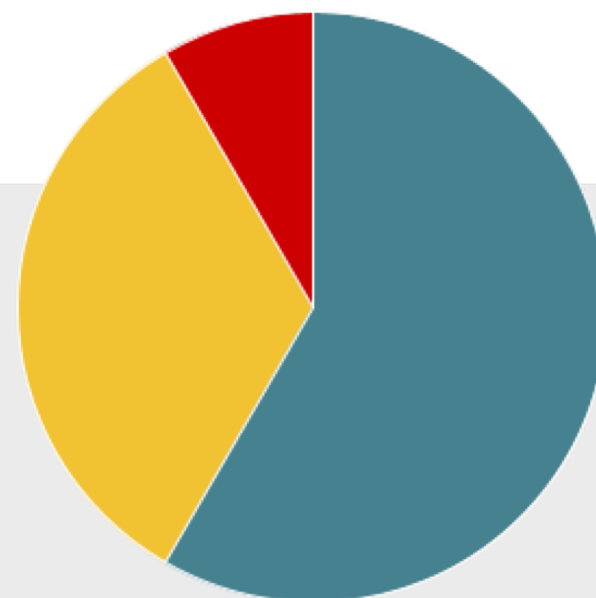
Bloomberg



Location of New Positions

- Pittsburgh, PA
- New York, NY
- CA, WA
- Ireland

Modality



● Hybrid ● Fully Remote ● Fully In Office

Base Salary*

- Average Base Salary: \$180,000
- Median Base Salary : \$180,000
- Min/Max Base Salary : \$110,000**/\$300,000

*14 salaries reported
** Non US rates are usually
lower

Job Titles

- Senior Software Engineer
- Full Stack Developer
- Software Project Certification Manager
- Technical R&D Associate Principal
- Software Engineer

Journey

Number of Companies Students Interviewed at:

- Average: 7
- Min/Max: 1/19

Number of Offers:

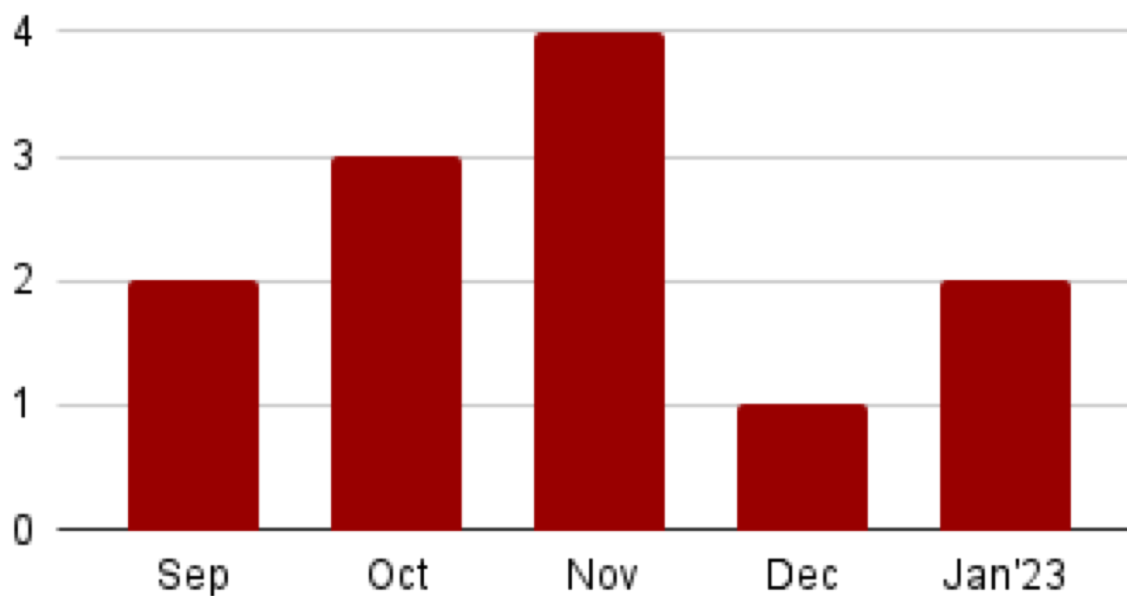
- Average: 2
- Min/Max: 1/8

Number of Applications Submitted:

- Average: 121
- Min/Max: 1/300

When did offers happen?

Timeline of Offers



MSE-SS/MSE-ES Class of 2022

Class Statistics

- 34 students: 29 responded (85%)
- 93% placement for those who responded

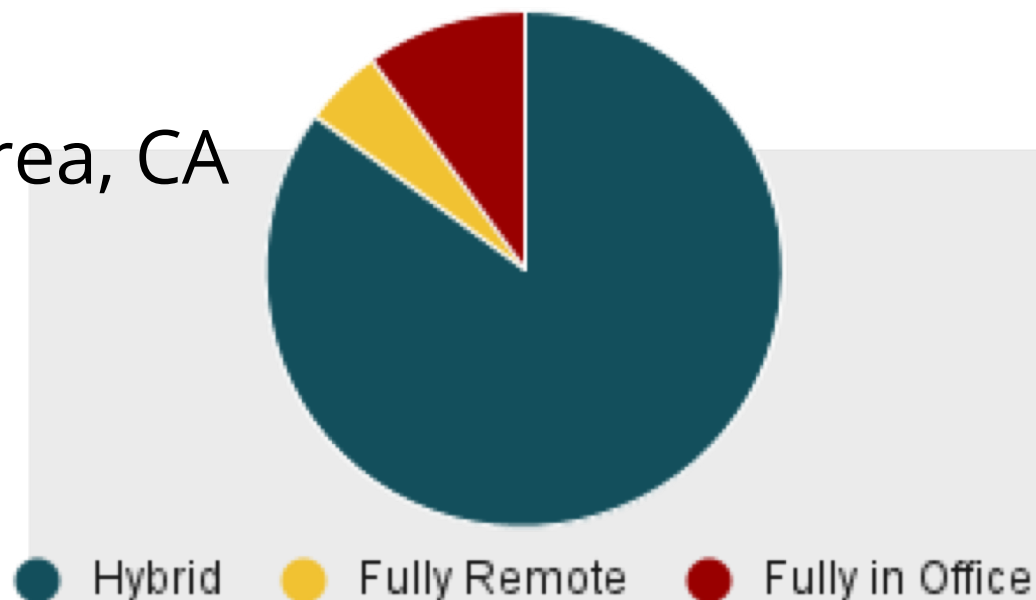
Companies Just to name a few

- Amazon/AWS (5)
- Google (3)
- Reddit
- Doordash
- Humu
- Nike
- NVIDIA (2)
- Goldman Sachs
- Intuit
- Carnegie Robotics
- Tesla

Location of New Positions

- Seattle, WA
- San Francisco Bay Area, CA
- OR, NY, PA, TX
- UK

Modality



Base Salary*

- Average Base Salary: \$135,000
- Median Base Salary : \$129,000
- Min/Max Base Salary : \$96,000**/\$185,000

*18 salaries reported
** Non US rates are usually
lower

Job Titles

- Software Engineer/Developer
- Software Engineer – Early Career
- Sr. Software Engineer
- Full Stack Engineer
- Cloud Engineer
- SDE I
- Quantitative Technologist

Journey

Number of Companies Students Interviewed at:

- Average: 6.9
- Min/Max: 0/50

Number of Offers:

- Average: 1.6
- Min/Max: 0/5

Number of Applications Submitted:

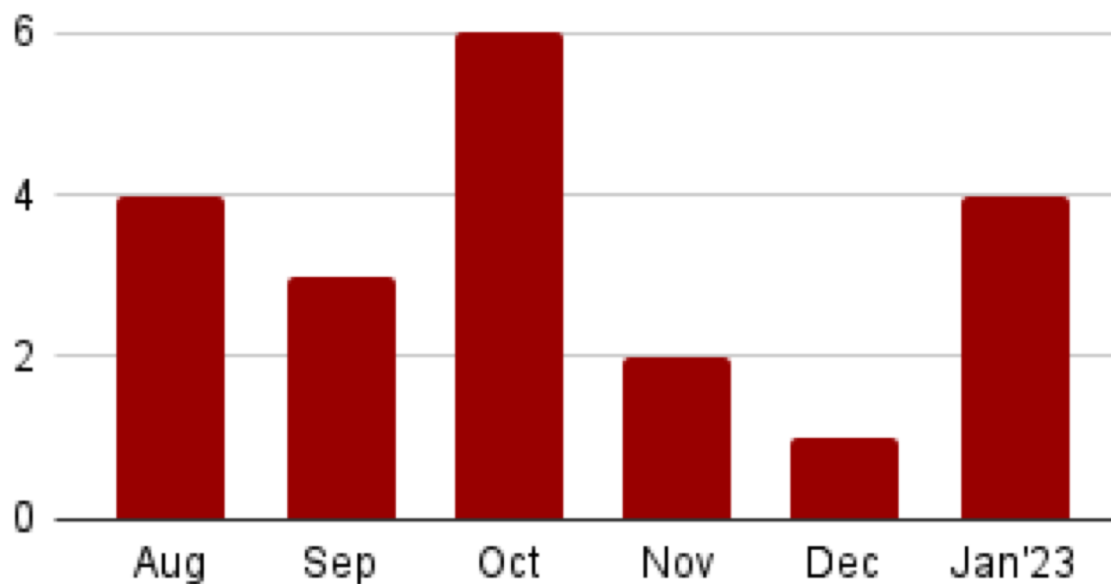
- Average: 69
- Min/Max: 1/400

Number of Internships Converted to Full-time:

- 15 (59%)*

When did offers happen?

Timeline of Offers



Offers Extended:

- 55% responders accepted offers from their internships

